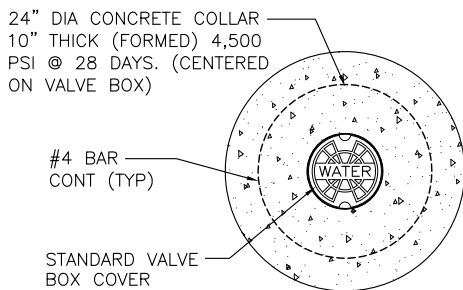


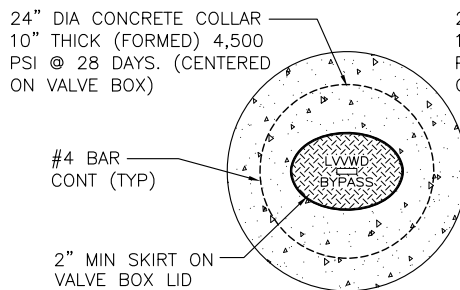
DESIGNER NOTE:
USE ONLY THE VALVE BOX DETAILS PER PROJECT REQUIREMENTS. UNUSED PORTIONS OF THE DETAIL ARE TO BE REMOVED.

NOTES:

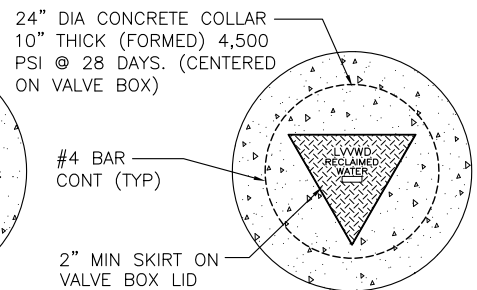
1. FINAL RIM ELEVATION TO BE 1/8" TO 1/4" BELOW FINAL STREET GRADE.
2. MORE STRINGENT INSTALLATION REQUIREMENTS MAY BE IMPOSED BY THE ENTITY HAVING THE JURISDICTION OVER THE VALVE BOX INSTALLATION LOCATION.
3. A VALVE STEM EXTENSION SHALL BE PROVIDED WHERE THE DEPTH TO THE OPERATING NUT EXCEEDS FIVE (5) FEET.
4. CONTRACTOR TO FORM CONCRETE COLLAR IN UNIMPROVED AREAS WITH SONOTUBE AND REMOVE PRIOR TO BACKFILL INSTALLATION (TYP).
5. SEE SPECIFICATIONS FOR ALL APPROVED PRODUCTS.



STANDARD VALVE



BYPASS VALVE



RECLAIMED VALVE

VALVE BOX INSTALLATION

NOT TO SCALE

PL10-8

071822

