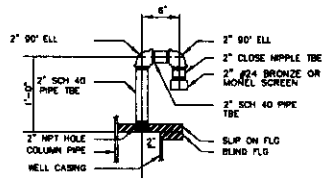

NOTE: ALL PIPE AND ELBOWS SHALL BE SCHEDULE 10, 304 STAINLESS STEELE

VENT PIPE

NOT TO SCALE

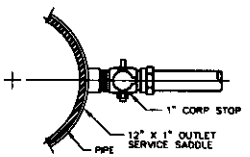

WATER SERVICE ASSEMBLY

NOT TO SCALE

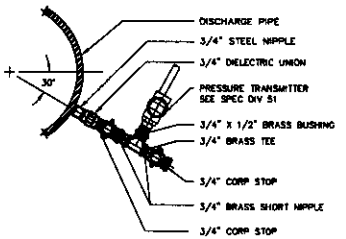

NOTE:
MOUNT PRESSURE TRANSMITTER HORIZONTALLY, SHOWN ROTATED 90° FOR CLARITY.

PRESSURE CONNECTION DETAIL

NOT TO SCALE

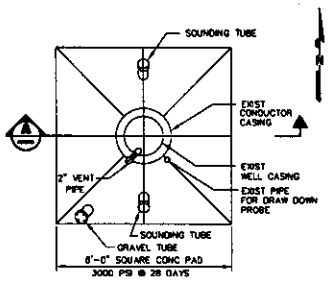

WELL HEAD AND PAD DETAIL

SCALE: 1/2" = 1'-0"

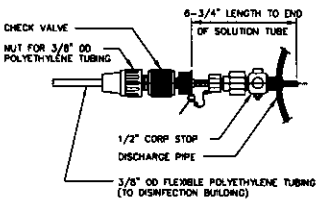

NOTE: ALSO SEE DETAIL 5 ON SHEET E9

CHLORINE DIFFUSER ASSEMBLY

NOT TO SCALE

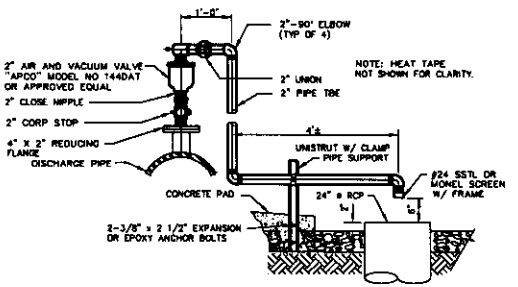

NOTE: HEAT TAPE NOT SHOWN FOR CLARITY.

NOTE: ALL PIPE AND ELBOWS SHALL BE SCH 10, 304 STAINLESS STEEL

AIR AND VACUUM VALVE

NOT TO SCALE

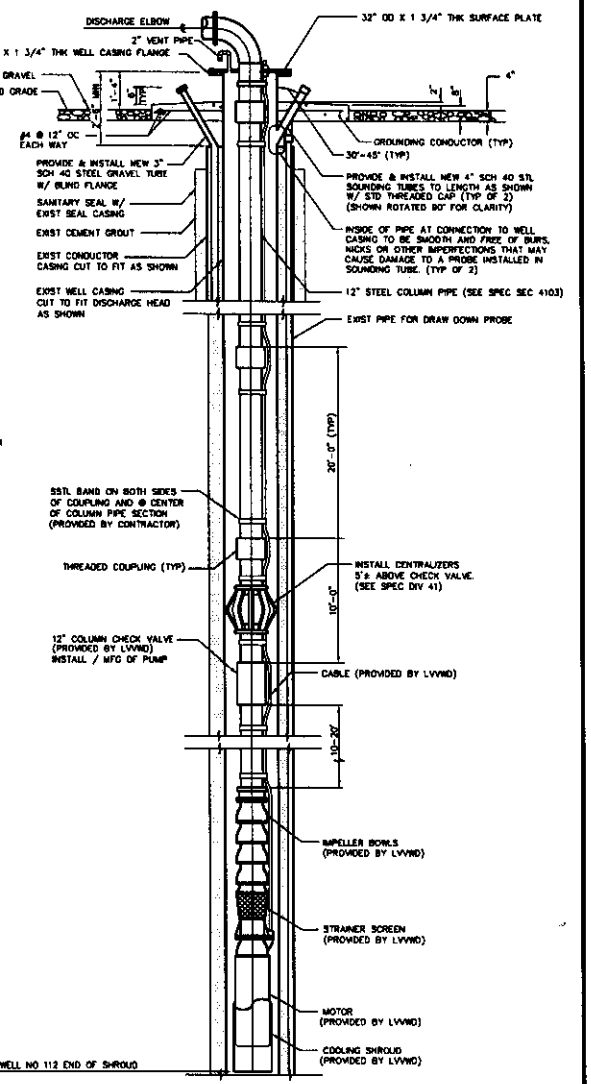

SUBMERSIBLE PUMP SECTION

NOT TO SCALE

FOR EXAMPLE ONLY

WE19 011900

LAS VEGAS VALLEY WATER DISTRICT
1001 S. VALLEY VIEW BOULEVARD
LAS VEGAS, NEVADA 89153
CIVIL ENGINEER

VERIFY SCALE
1/2 0 1/2 1
BAR REPRESENTS ONE AND ONE-HALF INCHES ON ORIGINAL

EQUIP WELL NO. XX

MISCELLANEOUS DETAILS

SCALE: AS SHOWN

DRAWN BY:
CHECKED BY:
RECOMMENDED BY: R.P.E. NO. DATE
ACCEPTED BY: R.P.E. NO. DATE

CONTRACT NUMBER
XXX
DRAWING NUMBER
SHEET ___ OF ___