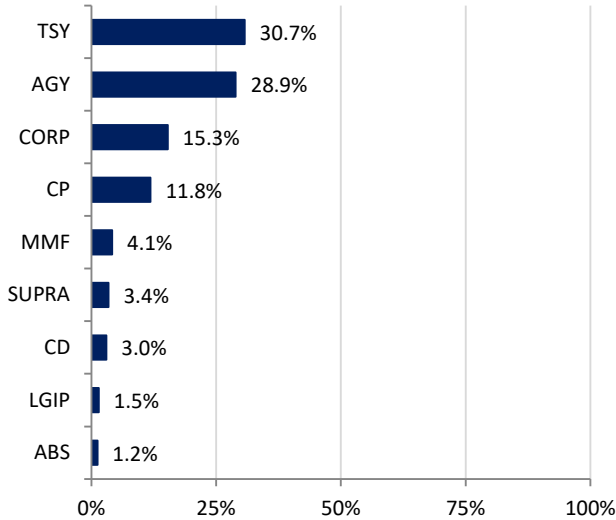


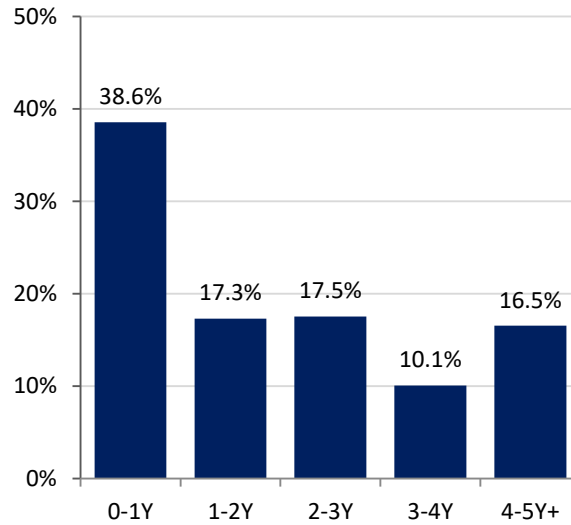
## Las Vegas Valley Water District Portfolio Summary

As of  
6/30/2024

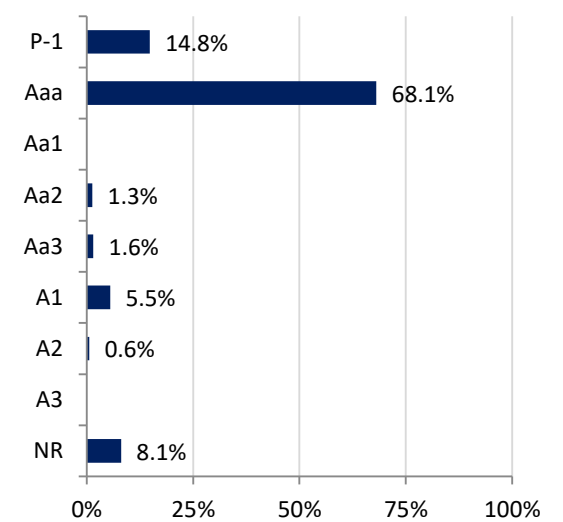
### SECTOR ALLOCATION



### MATURITY DISTRIBUTION



### CREDIT QUALITY (MOODY'S)



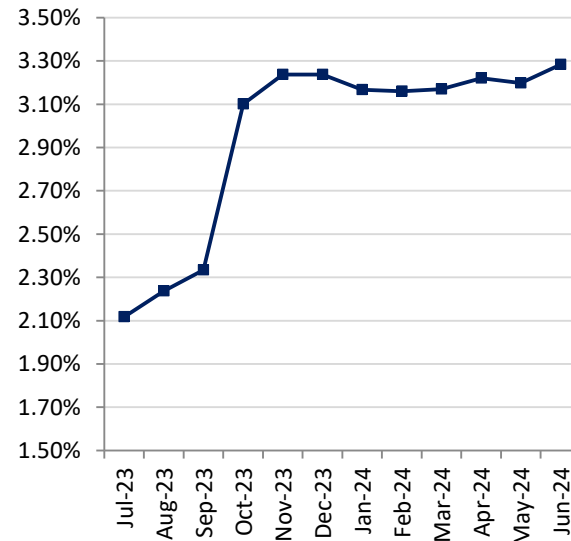
### ACCOUNT SUMMARY

	6/30/24	5/31/24
<b>Market Value</b>	\$814,253,532	\$799,465,394
<b>Book Value</b>	\$830,460,712	\$818,223,894
<b>Variance</b>	-\$16,207,180	-\$18,758,499
<b>Par Value</b>	\$839,224,201	\$826,846,300
<b>Book Yield</b>	3.28%	3.20%
<b>Years to Maturity</b>	1.97	1.96
<b>Effective Duration</b>	1.77	1.77

#### Earnings

<b>Current Month</b>	\$1,255,720
<b>Fiscal YTD</b>	\$22,925,857

### MONTH-END PORTFOLIO BOOK YIELD



### ISSUERS OVER 5%\*

Issuer	% Portfolio
U.S. Treasury	30.7%
FFCB	10.7%
FAMCA	5.4%
FHLB	5.2%

\*Issuers in portfolio that make up more than 5% of portfolio